

PSPS Series

Retractive Level Compensator

AIRBEST



ELECTRONICS

Features

- ◇ Level compensator with built-in spring, small elasticity
- ◇ Small size and light weight
- ◇ Made of stainless steel
- ◇ Guide sleeve with built-in resin bushing
- ◇ Retractive structure design

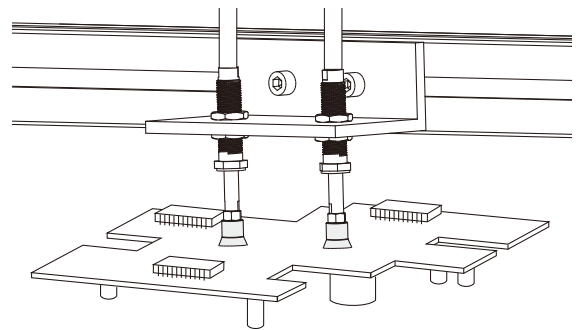
Advantages

- ◇ Avoid pollution and external mechanical force, flexible contact
- ◇ Suitable for fast handling in small space
- ◇ Resistant to environment, corrosion and abrasion
- ◇ Reduce metal dust, special for dust-free working condition
- ◇ During the operation, the hose is static and without transverse load



Applications

- ◇ Suitable for electronic industry
- ◇ Suitable for handling light and small workpieces with flexible contact
- ◇ Suitable for handling workpieces with height difference
- ◇ Suitable for dust-free working condition

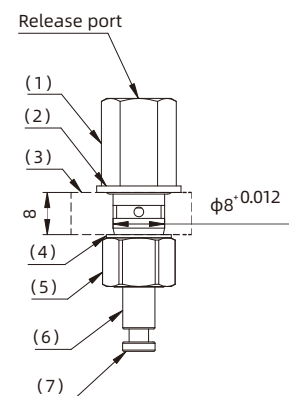


Structure-fixed type

- ◇ (1) Vacuum generator connection
 - ◇ (2) Guide sleeve
 - ◇ (3) Mounting nut
 - ◇ (4) Guide rod
 - ◇ (5) Suction cup connection
-

Structure-plug in type

- ◇ (1) Nut
- ◇ (2) Combination Gasket
- ◇ (3) Clamp Plate
- ◇ (4) Nylon Gasket
- ◇ (5) Guide sleeve
- ◇ (6) Guide rod
- ◇ (7) Suction cup connection



PSPS Series

Retractive Level Compensator



How to order

PSPS - I 10 M5F - M10

① ② ③ ④ ⑤

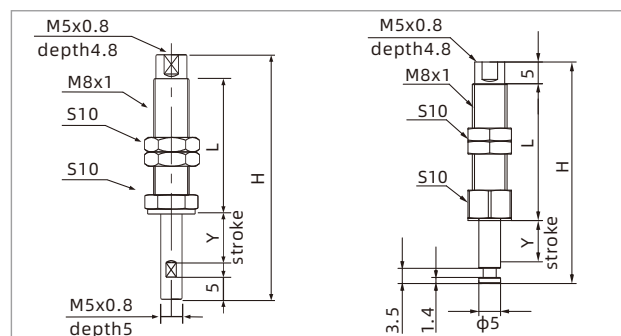
① Series	② Buffer style	③ Buffer stroke	④ Vacuum port connection	⑤ Mounting thread
PSPS	I - Built-in spring	3 6 10 15 20	M5F - M5×0.8 female thread M5M - M5×0.8 male thread D5 - φ5 suction cup fitting	M8 - M8×1 M10 - M10×1 I8 - M8×0.75 plug in connecting

Selection

Model/Buffer stroke	3	6	10	15	20
PSPS-I□M5M-M8	-	-	PSPS-I10M5M-M8	-	-
PSPS-I□M5F-M10	-	-	PSPS-I10M5F-M10	PSPS-I15M5F-M10	PSPS-I20M5F-M10
PSPS-I□RM5F-M10	-	PSPS-I6RM5F-M10	PSPS-I10RM5F-M10	-	-
PSPS-I□D5-M8	PSPS-I3D5-M8	-	PSPS-I10D5-M8	-	-
PSPS-I□D5-I8	-	PSPS-I6D5-I8	-	-	-

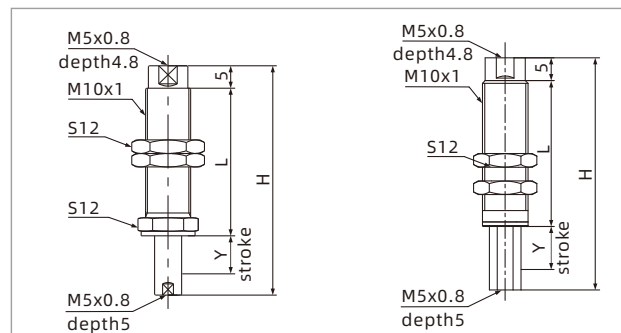
◇ Note: It is suggested that the actual working compressed stroke of level compensator should not exceed 50% of its max. compressed stroke

Dimensions(mm)



PSPS-I□M5M-M8

PSPS-I□D5-M8



PSPS-I□M5F-M10

PSPS-I□RM5F-M10

Model/Size	H	L	Y	F1 N	F2 N
PSPS-I3D5-M8	32.5	21.5	3	0.7	0.9
PSPS-I10D5-M8	51	31.5	10	0.5	0.8
PSPS-I10M5M-M8	50	27	10	0.5	0.8

◇ Note: 1. "F1" means spring force at 0 stroke, "F2" means spring force at max. stroke
2. The locking torque of M8 nut is 2.5 ~ 3.5N.M, please work within the specified torque range

Model/Size	H	L	Y	F1 N	F2 N
PSPS-I10M5F-M10	51	31.8	10	1.0	1.4
PSPS-I15M5F-M10	61	36.8	15	1.0	1.4
PSPS-I20M5F-M10	71	41.8	20	1.0	1.4
PSPS-I6RM5F-M10	51	32	10	0.9	1.2
PSPS-I10RM5F-M10	43	28	6	0.9	1.2

◇ Note: 1. "F1" means spring force at 0 stroke, "F2" means spring force at max. stroke
2. The locking torque of M10 nut is 2.5 ~ 3.5N.M, please work within the specified torque range

Mounting Parts

PSPE

PSPL

PSPS

PSPT

PSPH

PSPD

PSPF

PJS

PJT

PJF

PJB

PJE

PJH

PJP

PJQ

PDA

PDR

PTS

PTK

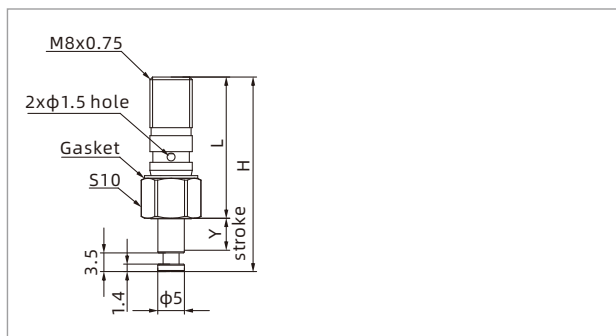
PSW

PSPS Series

Retractive Level Compensator



Dimensions(mm)



PSPS-I6D5-I8

Model/Size	H	L	Y	F1 N	F2 N
PSPS-I6D5-I8	36.5	26.5	6	0.7	0.9

- ◇ Note: 1. "F1" means spring force at 0 stroke, "F2" means spring force at max. stroke
2. The locking torque of M8 nut is 1.5 ~ 2N.m, please work within the specified torque range
3. The plug in type level compensator may experience a pressure drop ranging from 0 to 1 kPa due to varying operating conditions and usage environments
4. The nut may loosen under different usage conditions and environments, please check and maintain it regularly
5. When using the plug in type level compensator, do not block the hole at the top of the nut