

SGP Series

PU Bellows Suction Cup

AIRBEST



RoHS

Suction Cup

Features


- ◇ 2.5 Bellows
- ◇ Internal support structure at bottom
- ◇ PU material
- ◇ Various sizes are available

Advantages

- ◇ Easy to fit uneven surface of workpiece, and has buffer effect
- ◇ Prevent thin workpieces from permanent deformation
- ◇ Good wear resistance, long lifetime
- ◇ Suitable for workpieces with different sizes and shapes

Applications

- ◇ Suitable for workpieces with every uneven surfaces, such as cartons, pipes, etc, fit surfaces perfectly
- ◇ Suitable for handling cardboard box or cardboard
- ◇ Suitable for handling carton or handling in packaging machinery
- ◇ PU material has good wear resistance, suitable for heavy load occasions



Structure

- ◇ Suction cup and fitting are split structure design
- ◇ Fitting for suction cup is with filter mesh

In same series, replacement suction cup and fitting can be combined on request



SPZ
SP3
SPF
SAN
SAO
SOFA
STP
SFT
SFA
SST
SEL
SBLP
SES
SFP
SEP
SXP
SGP
SGCP
STC
SFF
SOB
SOF
SDG
SFM
SOM
SEF
SDM
SPU
SEK
SHT
SDL
SPG
SFGT
SPD
SB
SBA
SF
SU
SPZF
SPA
SFF
SPC
SPJ
SPU
SH
SHB
SBB
SGP
SNP

How to order

SGP 35 U - G1F

① ② ③ ④

① Series	② Diameter	③ Material & Hardness	④ Connection thread
SGP	25 - $\phi 25$ mm	U - PU 55	Nil - Suction cup only
	35 - $\phi 35$ mm	UD - PU 55	G1M - G1/8 male thread
	45 - $\phi 45$ mm		G2M - G1/4 male thread
	55 - $\phi 55$ mm		G3M - G3/8 male thread
			G1F - G1/8 female thread
			G2F - G1/4 female thread
			G3F - G3/8 female thread

Selection

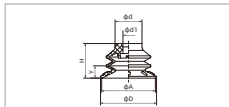
Model	Connection thread M - Male thread	F - Female thread
SGP25□	SGP25□-G1M	SGP25□-G1F
SGP35□	SGP35□-G1M	SGP35□-G1F
SGP45□	SGP45□-G1M	SGP45□-G1F
SGP55□	SGP55□-G2M SGP55□-G3M	SGP55□-G2F SGP55□-G3F

Technical parameters

Model	Pull-out force N	Inner volume cm ³	Min.curve radius of workpiece mm	Weight g	Recommended hose dia. mm	MPQ pcs
SGP25	22	3	31	2	6	5
SGP35	43	6	42	4.8	6	5
SGP45	71	13	54	11	6	1
SGP55	106	23	64	19.9	8	1

○ Note: Testing vacuum level -60kPa, workpiece with smooth and clean surface. The data of pull-out force as above are figured out without considering safety factor.
The data may be different according to different workpiece surfaces. Recommend the length of vacuum hose to be as short as possible, max 2m.

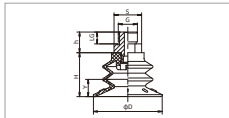
Dimensions(mm)



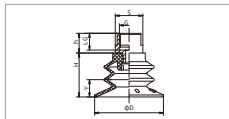
Model/Size	D	H	A	d	d1	γ
SGP25□	25	15.5	24	12	5	5.5
SGP35□	35	22.3	33.4	16.5	5	8.4
SGP45□	45	29.3	42.8	16.8	6.6	11.5
SGP55□	55	36.3	52.4	27.5	10.5	12.9

SGP25-55

Dimensions(mm)



SGP25-55 Male thread connection



SGP25-55 Female thread connection

○ Note: The dimensional tolerance conforms to GB/T3672.1-2002-1 M3 rubber product dimensional tolerance standard

Model/Size	D	H	G	h	LG	S	Y
SGP25□-G1M	25	15.5	G1/8	7.8	6	13	5.5
SGP35□-G1M	35	22.3	G1/8	7.8	6	13	8.4
SGP45□-G1M	45	29.3	G1/8	12	6	17	11.5
SGP55□-G2M	55	36.3	G1/4	17	9	24	12.9
SGP55□-G3M	55	36.3	G3/8	18	10	24	12.9

Model/Size	D	H	G	h	LG	S	Y
SGP25□-G1F	25	15.5	G1/8	8	7	13	5.5
SGP35□-G1F	35	22.3	G1/8	8	7	13	8.4
SGP45□-G1F	45	29.3	G1/8	10	7	17	11.5
SGP55□-G2F	55	36.3	G1/4	13	10	24	12.9
SGP55□-G3F	55	36.3	G3/8	13	11	24	12.9

Mounting parts

Item	Model M - Male thread	F - Female thread	Applicable suction cup
Fitting for suction cup	PJS-G1M-SF1-EW	PJS-G1F-SF1-EW	SGP25, 35
	PJS-G1M-SF2-EW	PJS-G1F-SF2-EW	SGP45
	PJS-G2M-SF3-EW	PJS-G2F-SF3-EW	SGP55
	PJS-G3M-SF3-EW	PJS-G3F-SF3-EW	SGP55