

ABQ Series

Vacuum Generator with Fast Blow-off

AIRBEST



Features


- ◇ Plastic housing, compact size and light weight
- ◇ Connect plug-in fitting directly
- ◇ Optimal direct lateral exhaust design
- ◇ Built-in fast blow-off device

Advantages

- ◇ Suitable for installing in narrow space
- ◇ Easy installation, no need extra mounting accessory
- ◇ Minimize product noise
- ◇ Safe and reliable with fast blow-off system

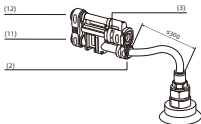
Applications

- ◇ Suitable for handling system with limited space
- ◇ Suitable for occasions where require safe and quick release of the workpieces
- ◇ Suitable for occasions where need to grip and release workpieces fastly, and there is requirement for light weight of whole equipment, etc.



Structure

- ◇ (11) Air supply port
- ◇ (12) Vacuum release port
- ◇ (2) Vacuum port
- ◇ (3) Exhaust port



Vacuum Generator

AZK

AZQ

AZX

AZD

AGS

AGB

AGP

AGX

AGE

ABP/ABX

ABAB/ABX

ABX/ABX

ABX/ABX

ABX/ABX

ABX/ABX

ABX/ABX

ABX/ABX

ABX/ABX

ABX/ABX

ABX/ABX

ABX/ABX

ABX/ABX

ABX/ABX

ABX/ABX

ABX/ABX

ABX/ABX

ABX/ABX

ABX/ABX

ABX/ABX

ABX/ABX

ABX/ABX

ABX/ABX

ABX/ABX

ABX/ABX

ABX/ABX

ABX/ABX

ABQ Series

Vacuum Generator with Fast Blow-off

AIRBEST

How to order

ABQ - 08

① ②

Series	Specification
ABQ	08

Technical parameters

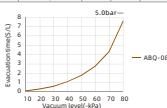
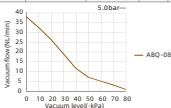
Model	Air supply pressure range bar	Rated air supply pressure bar	Max. vacuum level -kPa	Max. vacuum flow NL/min	Air consumption NL/min	Noise level dB(A)	Working temperature °C	Weight g	Recommended hose dia. (mm)	Air supply port	Vacuum port
ABQ-08	4.0~7.0	5.0	81	38	38	70	0~60	55	φ8	φ8	φ8

Vacuum flow(NL/min) at different vacuum levels(-kPa)

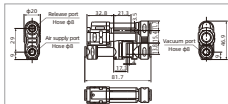
Model	Air supply pressure range bar	Air consumption NL/min	0	10	20	30	40	50	60	70	80	Max. vacuum level -kPa
ABQ-08	5.0	38	38.0	32.4	26.3	18.9	11.5	7.1	5.0	3.2	0.8	81

Evacuation time(s/L) to reach different vacuum levels(-kPa)

Model	Air supply pressure range bar	Air consumption NL/min	10	20	30	40	50	60	70	80	Max. vacuum level -kPa
ABQ-08	5.0	38	0.12	0.32	0.61	1.08	1.76	2.73	4.29	7.58	81

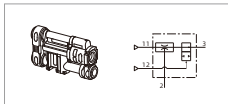


Dimensions(mm)



ABQ-08

ABQ-08 Air circuit schematic diagram



ABQ-08 Note: 11. Air supply port, 12. Release port, 3. Exhaust port, 2. Vacuum port